

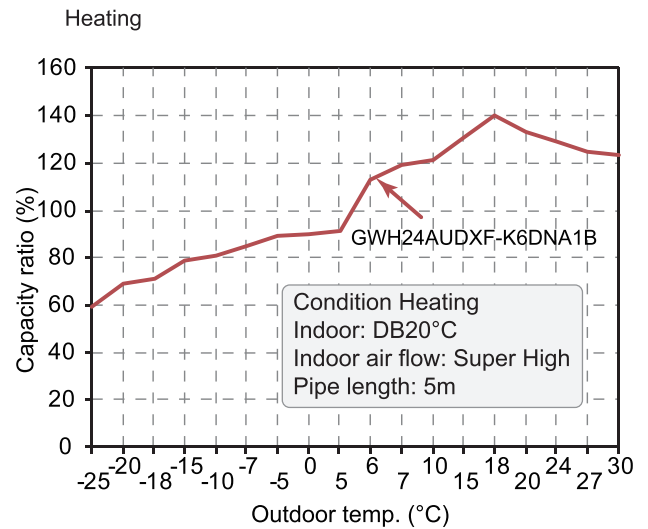
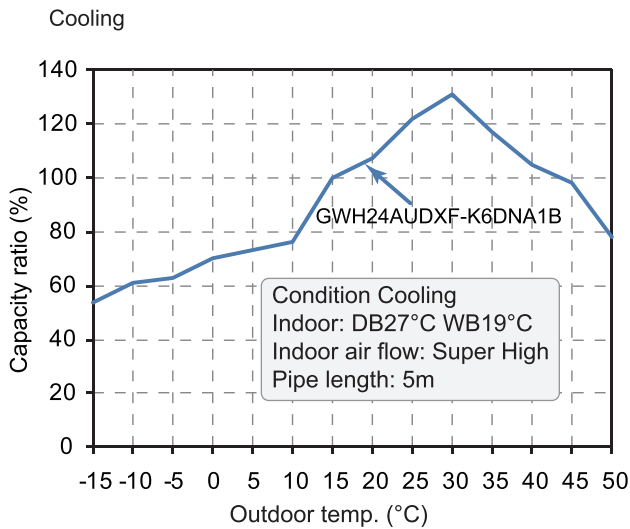
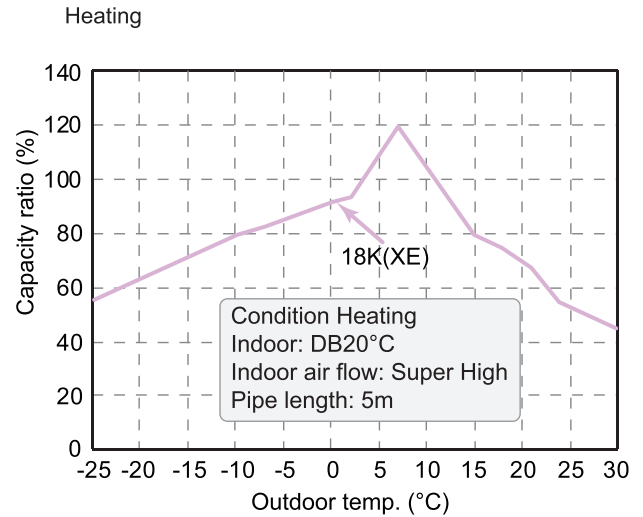
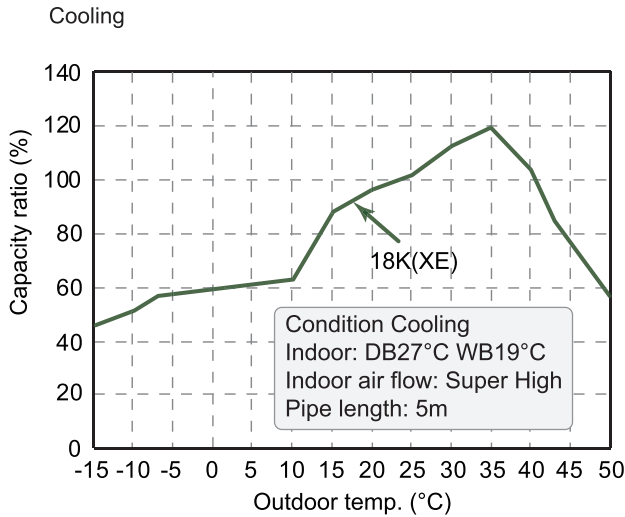
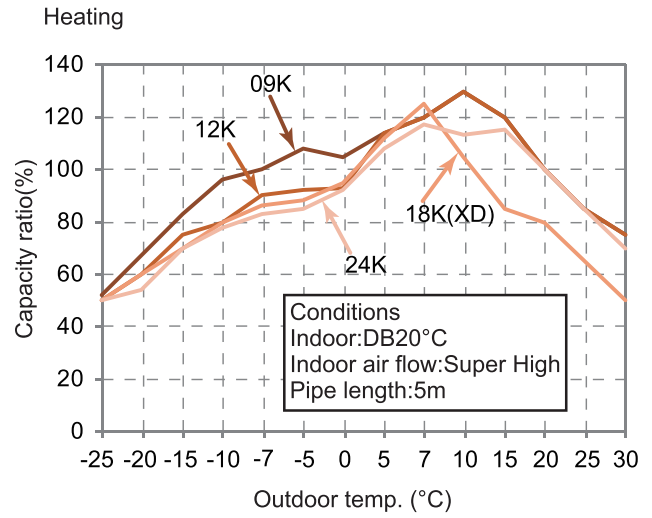
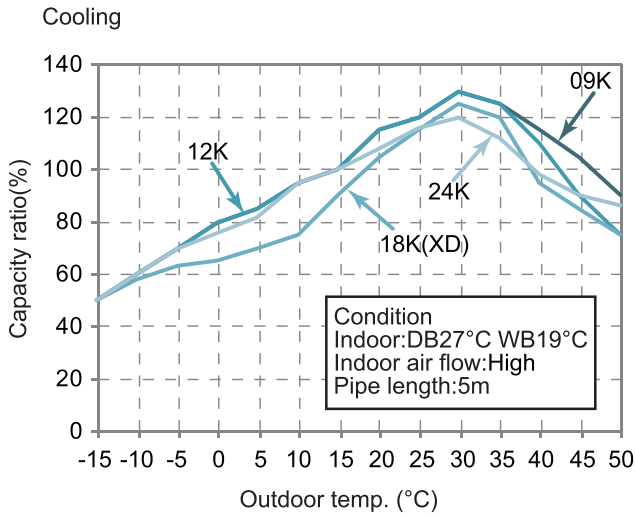
Model			1.GWH12AUCXD-K6DNA1C 2.GWH12AUCXD-K6DNA2C	
Product Code			1.CB575000701/CB575000702/CB575000703 2.CB597000601/CB597000603	
Power Supply	Rated Voltage	V~	220-240	
	Rated Frequency	Hz	50	
	Phases		1	
Power Supply Mode			Outdoor	
Cooling Capacity		W	3510	
Heating Capacity		W	3810	
Cooling Power Input		W	877	
Heating Power Input		W	952	
Cooling Current Input		A	4.1	
Heating Current Input		A	4.5	
Rated Input		W	1800	
Rated Cooling Current		A	6.5	
Rated Heating Current		A	8.0	
Air Flow Volume		m ³ /h	720/600/570/530/500/460/430/320	
Dehumidifying Volume		L/h	1.40	
EER		W/W	4.00	
COP		W/W	4.00	
SEER			8.5	
SCOP(Average/WarmerColder)			4.6/5.6/3.6	
Application Area		m ²	16-24	
Indoor Unit	Model		1.GWH12AUCXD-K6DNA1C/I 2.GWH12AUCXD-K6DNA2C/I	
	Product Code		1.CB575N00700/CB575N00702/CB575N00703 2.CB597N00600/CB597N00603	
	Fan Type		Cross-flow	
	Fan Diameter Length(DXL)		mm	Φ98×630
	Cooling Speed		r/min	1400/1200/1120/1050/980/920/750/500
	Heating Speed		r/min	1400/1200/1140/1080/1020/960/900
	Fan Motor Power Output		W	15
	Fan Motor RLA		A	0.2
	Fan Motor Capacitor		μF	/
	Evaporator Form			Aluminum Fin-copper Tube
	Evaporator Pipe Diameter		mm	Φ5
	Evaporator Row-fin Gap		mm	2-1.4
	Evaporator Coil Length (LXDXW)		mm	634×22.8×304.8
	Swing Motor Model			MP24BA/MP24AK/MP24HF
	Swing Motor Power Output		W	1.5/1.5/1.5
	Fuse Current		A	3.15
	Sound Pressure Level		dB (A)	Cooling:43/39/37/35/32/30/24/19 Heating:44/39/37/35/33/31/29
	Sound Power Level		dB (A)	Cooling:60/53/51/49/46/44/38/33 Heating:60/53/51/49/47/45/43
	Dimension (WXHXD)		mm	837×293×200
	Dimension of Carton Box (LXWXH)		mm	891×357×261
Dimension of Package (LXWXH)		mm	896×373×272	
Net Weight		kg	9.5	
Gross Weight		kg	11.5	

Outdoor Unit	Outdoor Unit Model		GWH12AUCXD-K6DNA1C/O(LC)
	Outdoor Unit Product Code		CB575W00701
	Compressor Manufacturer		ZHUHAI LANDA COMPRESSOR CO., LTD
	Compressor Model		QXF-A098zE170
	Compressor Oil		ZE-GLES RB68GX or equivalent
	Compressor Type		Rotary
	Compressor LRA.	A	/
	Compressor RLA	A	3.9
	Compressor Power Input	W	/
	Compressor Overload Protector		/
	Throttling Method		Electron expansion valve
	Set Temperature Range	°C	16~30
	Cooling Operation Ambient Temperature Range	°C	-15~50
	Heating Operation Ambient Temperature Range	°C	-15~30
	Condenser Form		Aluminum Fin-copper Tube
	Condenser Pipe Diameter	mm	Φ7
	Condenser Rows-fin Gap	mm	2-1.4
	Condenser Coil Length (LXD _{XW})	mm	761.5×38.1×528
	Fan Motor Speed	rpm	850
	Fan Motor Power Output	W	30
	Fan Motor RLA	A	0.4
	Fan Motor Capacitor	μF	/
	Outdoor Unit Air Flow Volume	m ³ /h	2200
	Fan Type		Axial-flow
	Fan Diameter	mm	Φ420
	Defrosting Method		Automatic Defrosting
	Climate Type		T1
	Isolation		I
	Moisture Protection		IPX4
	Permissible Excessive Operating Pressure for the Discharge Side	MPa	4.3
	Permissible Excessive Operating Pressure for the Suction Side	MPa	2.5
	Sound Pressure Level	dB (A)	53
	Sound Power Level	dB (A)	64
Dimension(WXHXD)	mm	802×555×350	
Dimension of Carton Box (LXWXH)	mm	869×395×594	
Dimension of Package(LXWXH)	mm	872×398×620	
Net Weight	kg	30	
Gross Weight	kg	32.5	
Refrigerant		R32	
Refrigerant Charge	kg	0.8	
Connection Pipe	Connection Pipe Length	m	5
	Connection Pipe Gas Additional Charge	g/m	16
	Outer Diameter Liquid Pipe	inch	1/4
	Outer Diameter Gas Pipe	inch	3/8
	Max Distance Height	m	10
	Max Distance Length	m	20
	Note: The connection pipe applies metric diameter.		

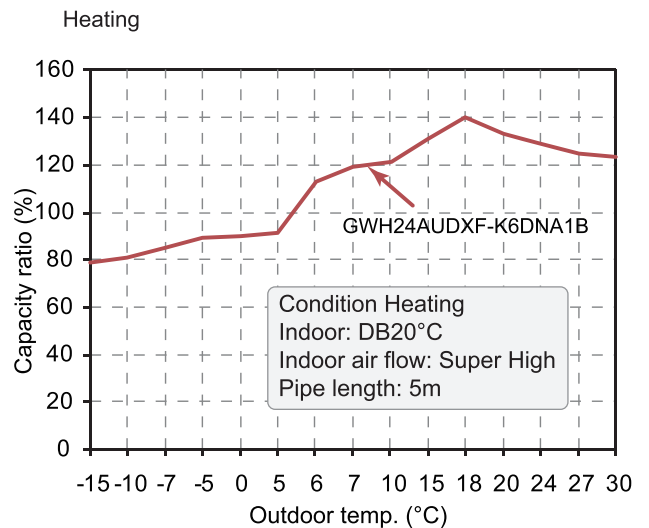
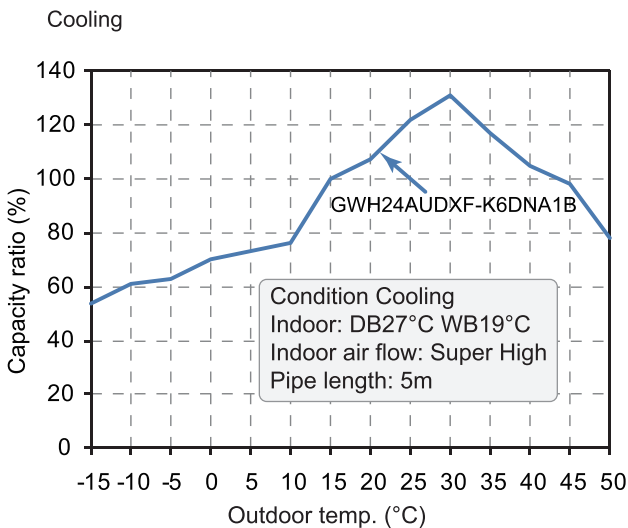
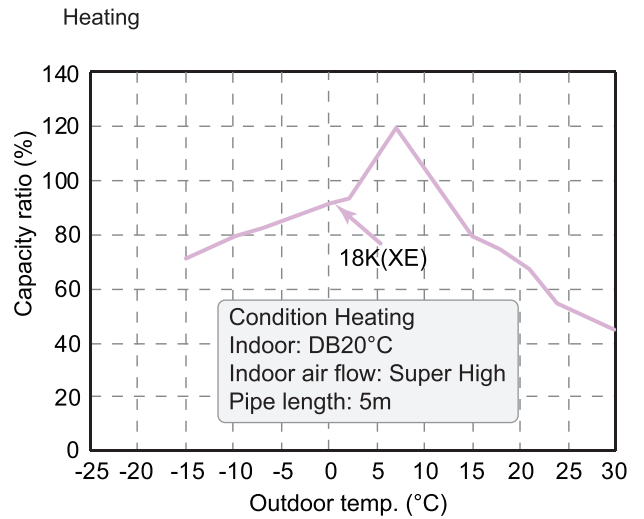
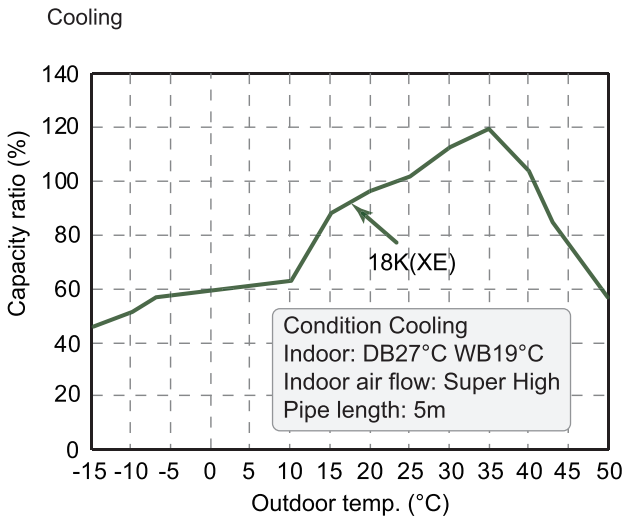
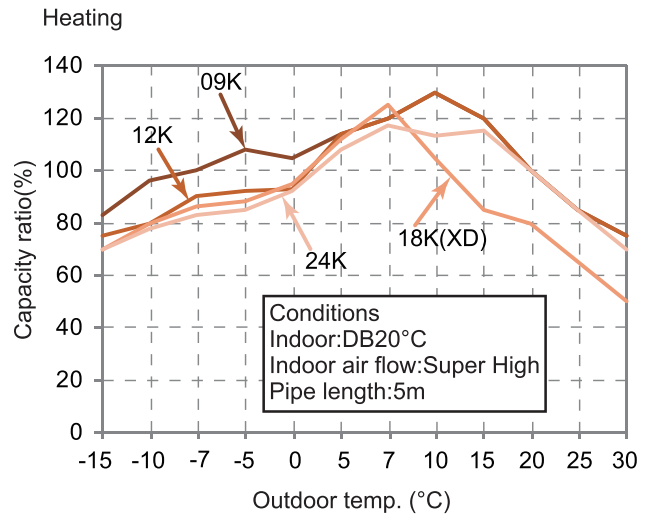
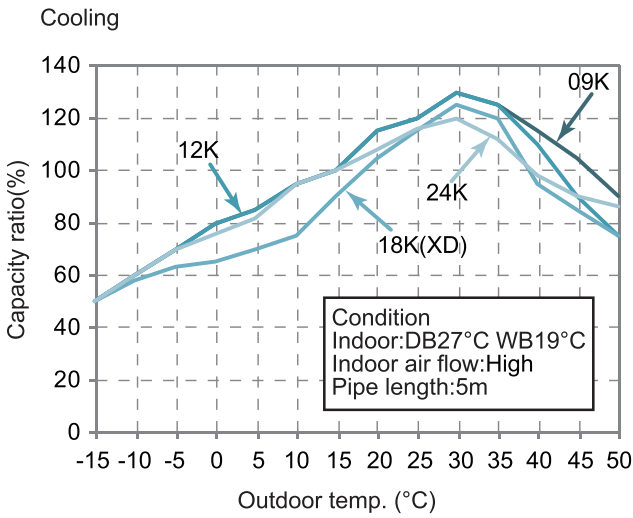
The above data is subject to change without notice. Please refer to the nameplate of the unit.

2.2 Capacity Variation Ratio According to Temperature

Heating operation ambient temperature range is -25°C~30°C

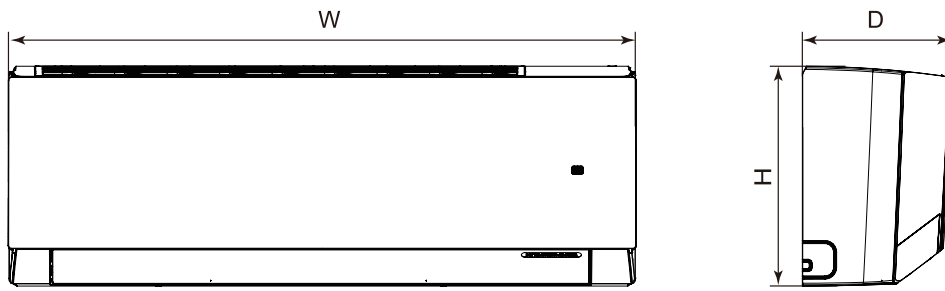


Heating operation ambient temperature range is -15°C~30°C

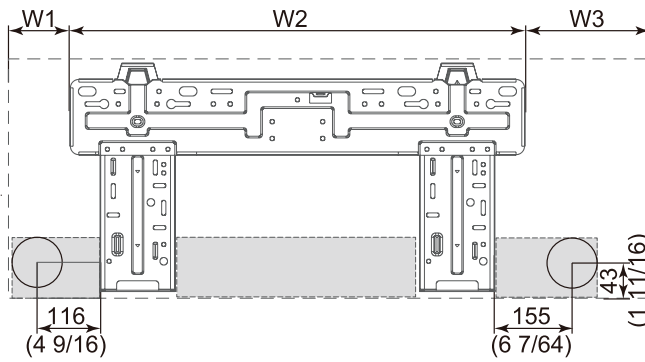


3. Outline Dimension Diagram

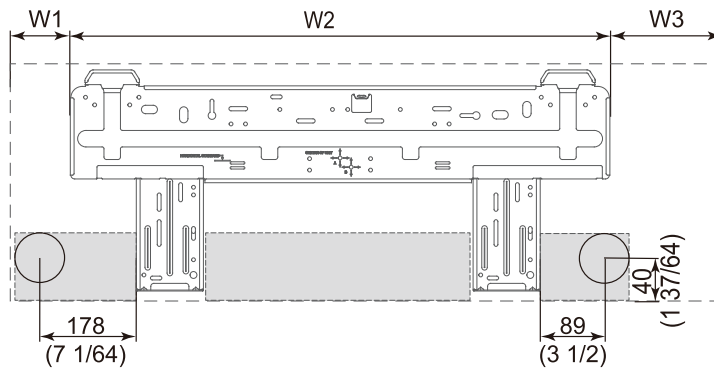
3.1 Indoor Unit



AUC



AUD

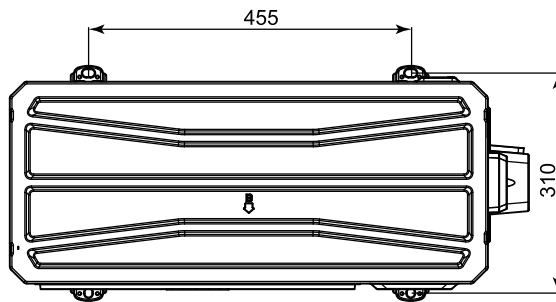
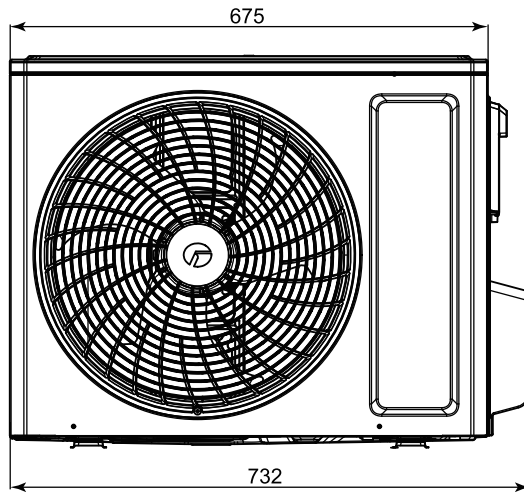
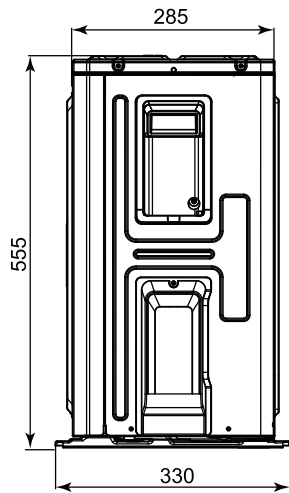


Unit: mm

Model	W	H	D	W1	W2	W3
AUC	837	293	200	119	542	176
AUD	993	311	222	128	707.5	157.5

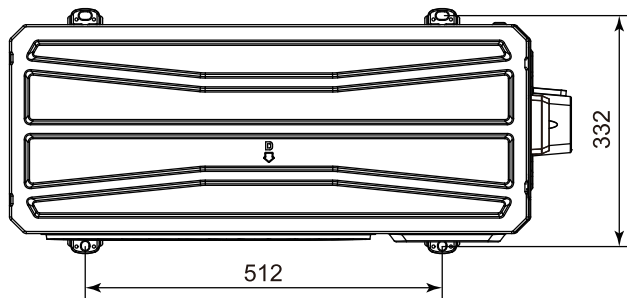
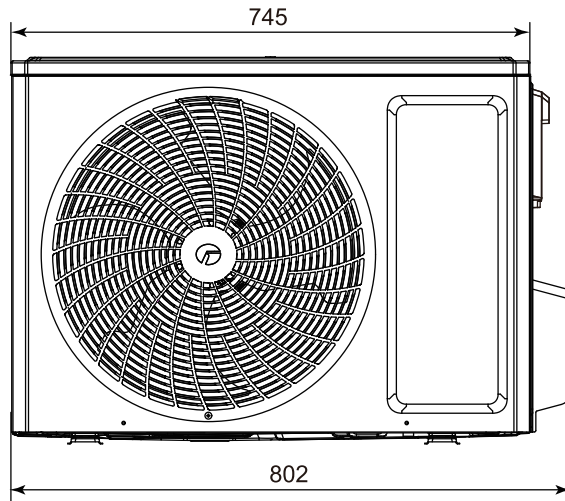
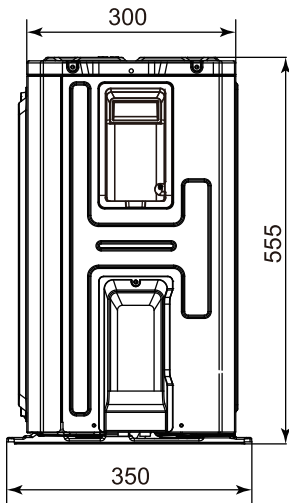
3.2 Outdoor Unit

GWH09AUCXB-K6DNA1A/O GWH12AUCXB-K6DNA1A/O



Unit:mm

GWH18AUDXD-K6DNA1A/O GWH12AUCXD-K6DNA1C/O
 (The front grill appearance is for reference only)



Unit:mm